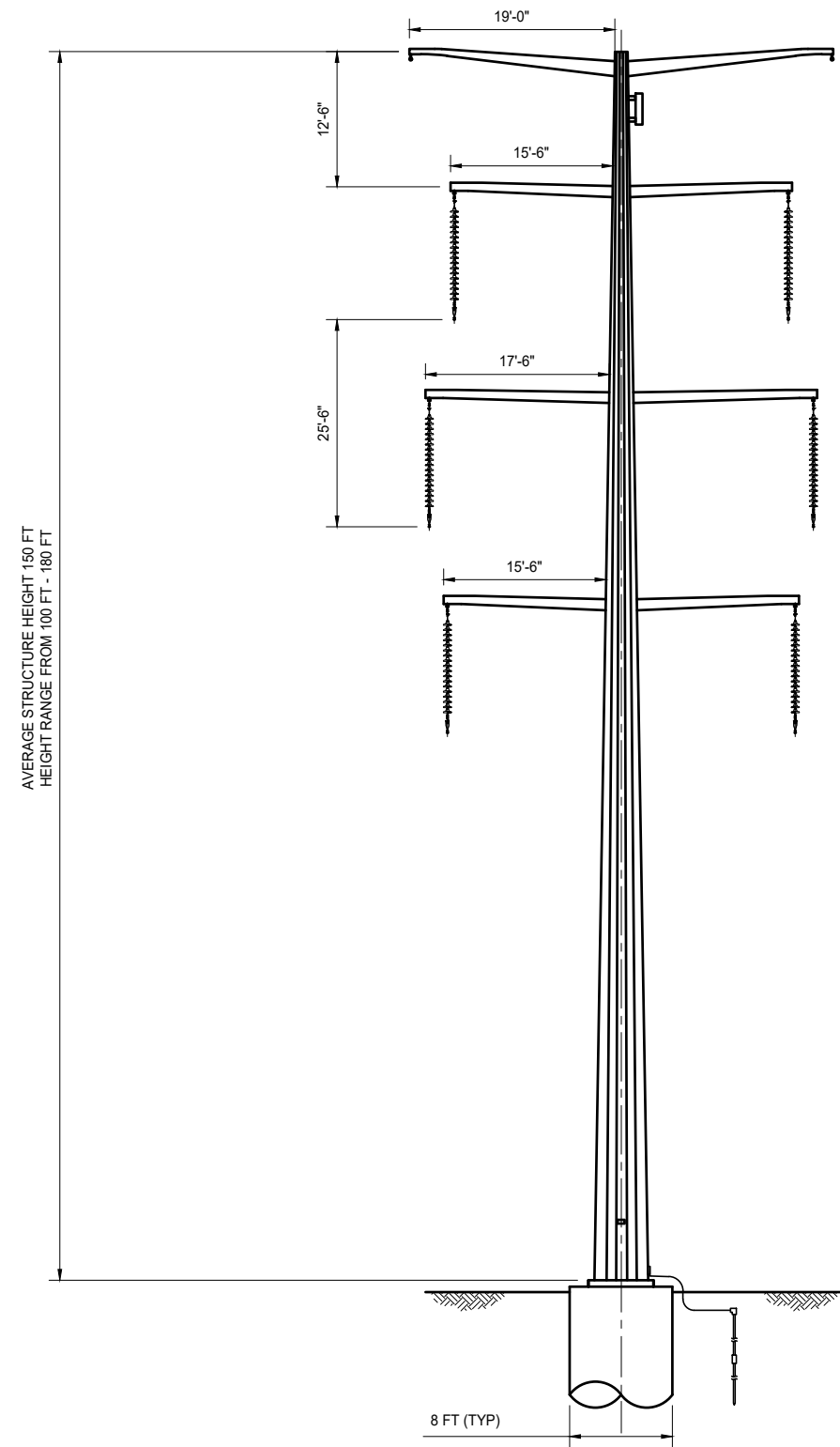


Appendix E
Technical Drawings of Proposed Structures

This Page Intentionally Blank



LOOKING AHEAD
TANGENT STRUCTURE
STANDARD SPAN

NOTES
1. DIMENSIONS AND CONFIGURATIONS PROVIDED ARE PRELIMINARY AND ARE SUBJECT TO CHANGE

BSSA STRUCTURES.dwg

THIS DRAWING WAS PREPARED BY POWER ENGINEERS, INC. FOR A SPECIFIC PROJECT. TAKING INTO CONSIDERATION THE SPECIFIC AND UNIQUE REQUIREMENTS OF THE PROJECT, REUSE OF THIS DRAWING OR ANY INFORMATION CONTAINED IN THIS DRAWING FOR ANY PURPOSE IS PROHIBITED UNLESS WRITTEN PERMISSION FROM BOTH POWER AND POWER'S CLIENT IS GRANTED.



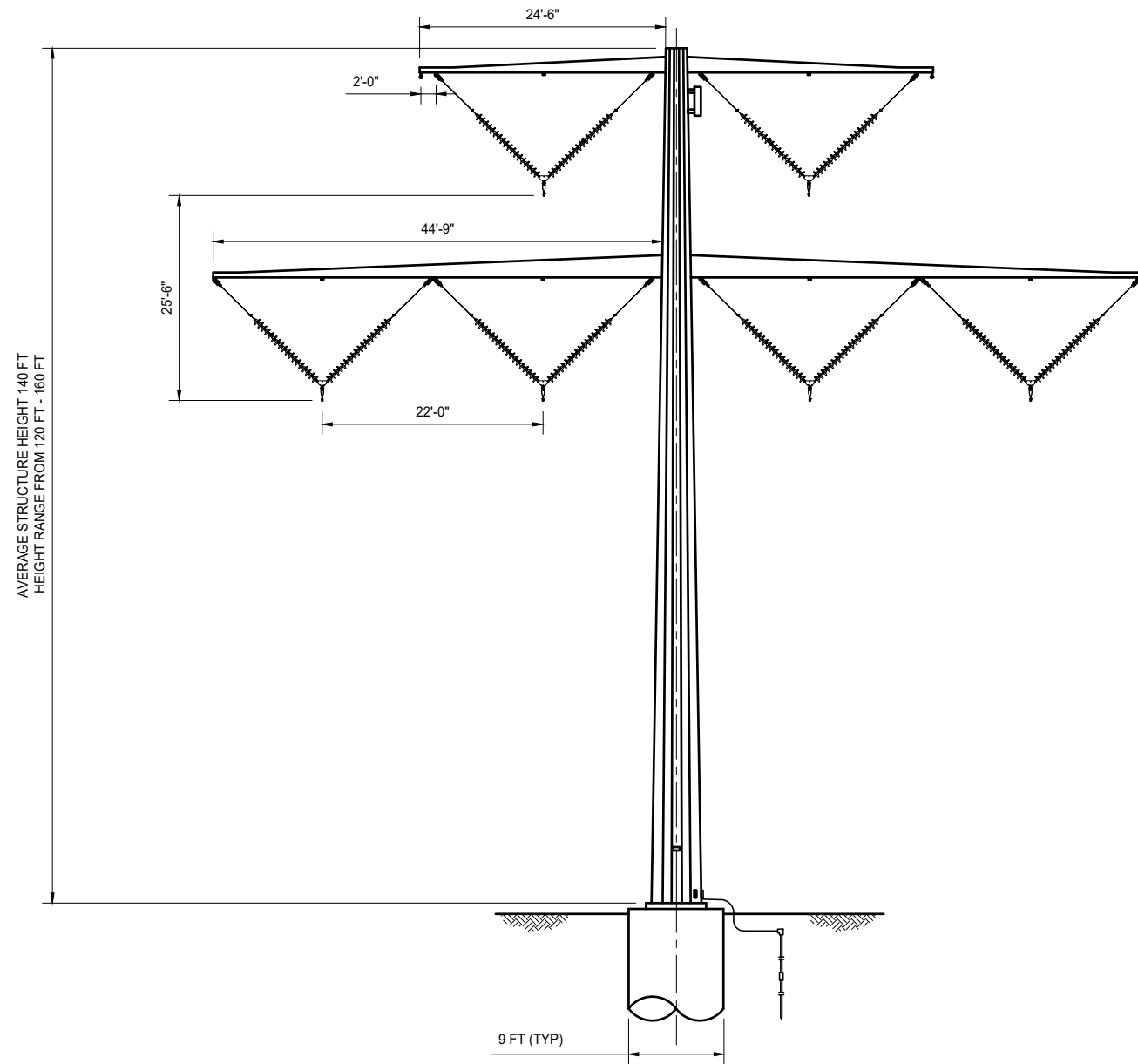
REV	REVISIONS	DATE	DRN	DSGN	CKD	APPD	REFERENCE DRAWINGS
A	ISSUED FOR PRELIMINARY	08/31/24	EC	ML	BB	JB	

DSGN	ML	08/31/24
DRN	EC	08/31/24
CKD	JB	08/31/24
SCALE: N.T.S.		
FOR 11x17 DWG ONLY		



BIG STONE SOUTH - ALEXANDRIA	
345kV TRANSMISSION LINE	
345 kV DOUBLE CIRCUIT STEEL MONO-POLE TANGENT STRUCTURE TYPE XXXX	

JOB NUMBER	REV
0242595	A
DRAWING NUMBER	
01	



LOOKING AHEAD
TANGENT STRUCTURE
CROSSING SPAN

NOTES
1. DIMENSIONS AND CONFIGURATIONS PROVIDED ARE PRELIMINARY AND ARE SUBJECT TO CHANGE

BSSA STRUCTURES.dwg

THIS DRAWING WAS PREPARED BY POWER ENGINEERS, INC. FOR A SPECIFIC PROJECT. TAKING INTO CONSIDERATION THE SPECIFIC AND UNIQUE REQUIREMENTS OF THE PROJECT, REUSE OF THIS DRAWING OR ANY INFORMATION CONTAINED IN THIS DRAWING FOR ANY PURPOSE IS PROHIBITED UNLESS WRITTEN PERMISSION FROM BOTH POWER AND POWER'S CLIENT IS GRANTED.

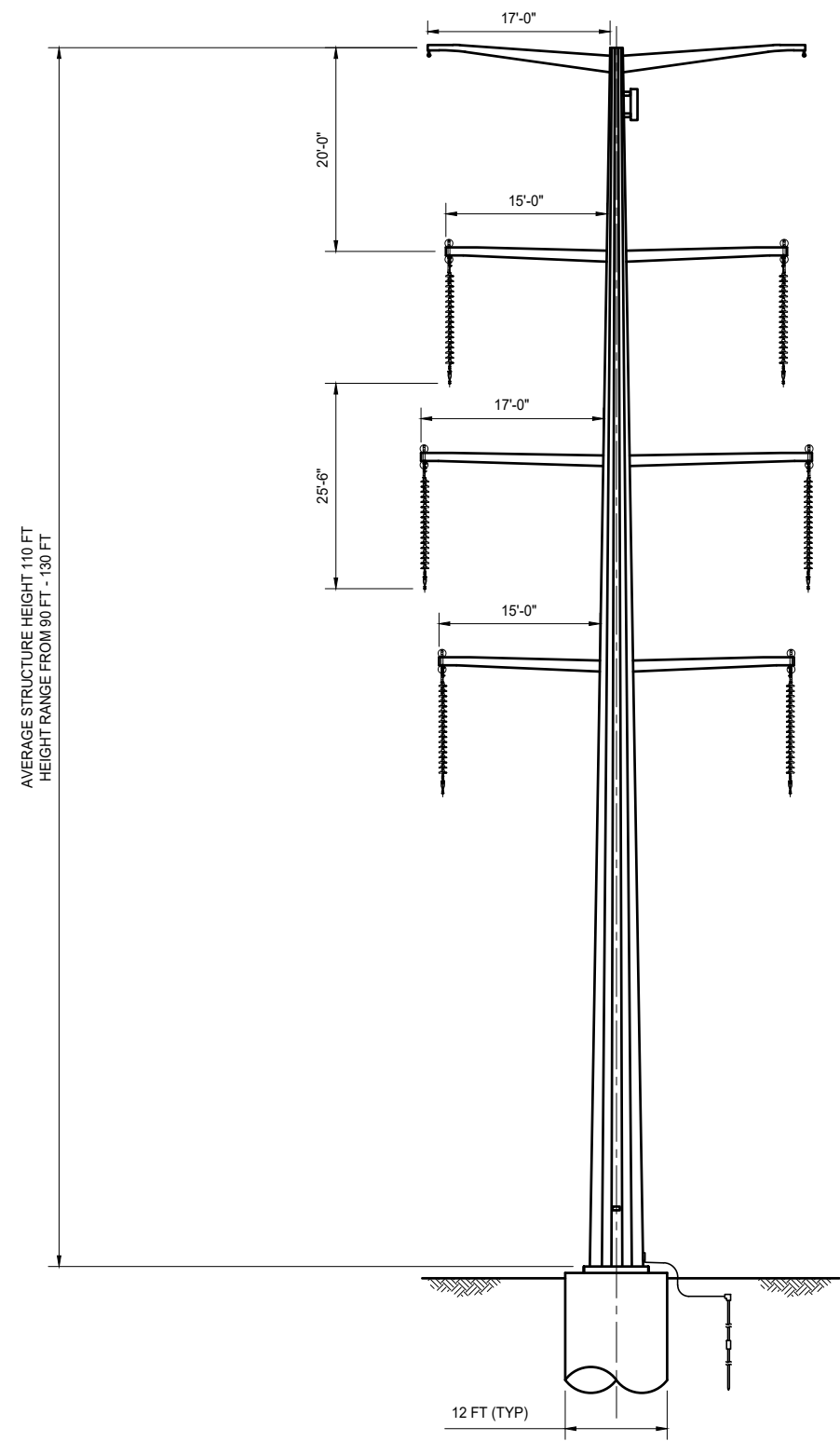


REV	ISSUED FOR PRELIMINARY	08/31/24	EC	ML	BB	JB	REFERENCE DRAWINGS

DSGN	ML	08/31/24
DRN	EC	08/31/24
CKD	JB	08/31/24
SCALE: N.T.S.		
FOR 11x17 DWG ONLY		



BIG STONE SOUTH - ALEXANDRIA	JOB NUMBER	REV
345kV TRANSMISSION LINE	0242595	A
345 kV DOUBLE CIRCUIT STEEL MONO-POLE TANGENT STRUCTURE TYPE XXXX	DRAWING NUMBER	
	03	



AVERAGE STRUCTURE HEIGHT 110 FT
HEIGHT RANGE FROM 90 FT - 130 FT

LOOKING AHEAD
DEADEND STRUCTURE
STANDARD

NOTES
1. DIMENSIONS AND CONFIGURATIONS PROVIDED ARE PRELIMINARY AND ARE SUBJECT TO CHANGE

BSSA STRUCTURES.dwg

THIS DRAWING WAS PREPARED BY POWER ENGINEERS, INC. FOR A SPECIFIC PROJECT, TAKING INTO CONSIDERATION THE SPECIFIC AND UNIQUE REQUIREMENTS OF THE PROJECT. REUSE OF THIS DRAWING OR ANY INFORMATION CONTAINED IN THIS DRAWING FOR ANY PURPOSE IS PROHIBITED UNLESS WRITTEN PERMISSION FROM BOTH POWER AND POWER'S CLIENT IS GRANTED.



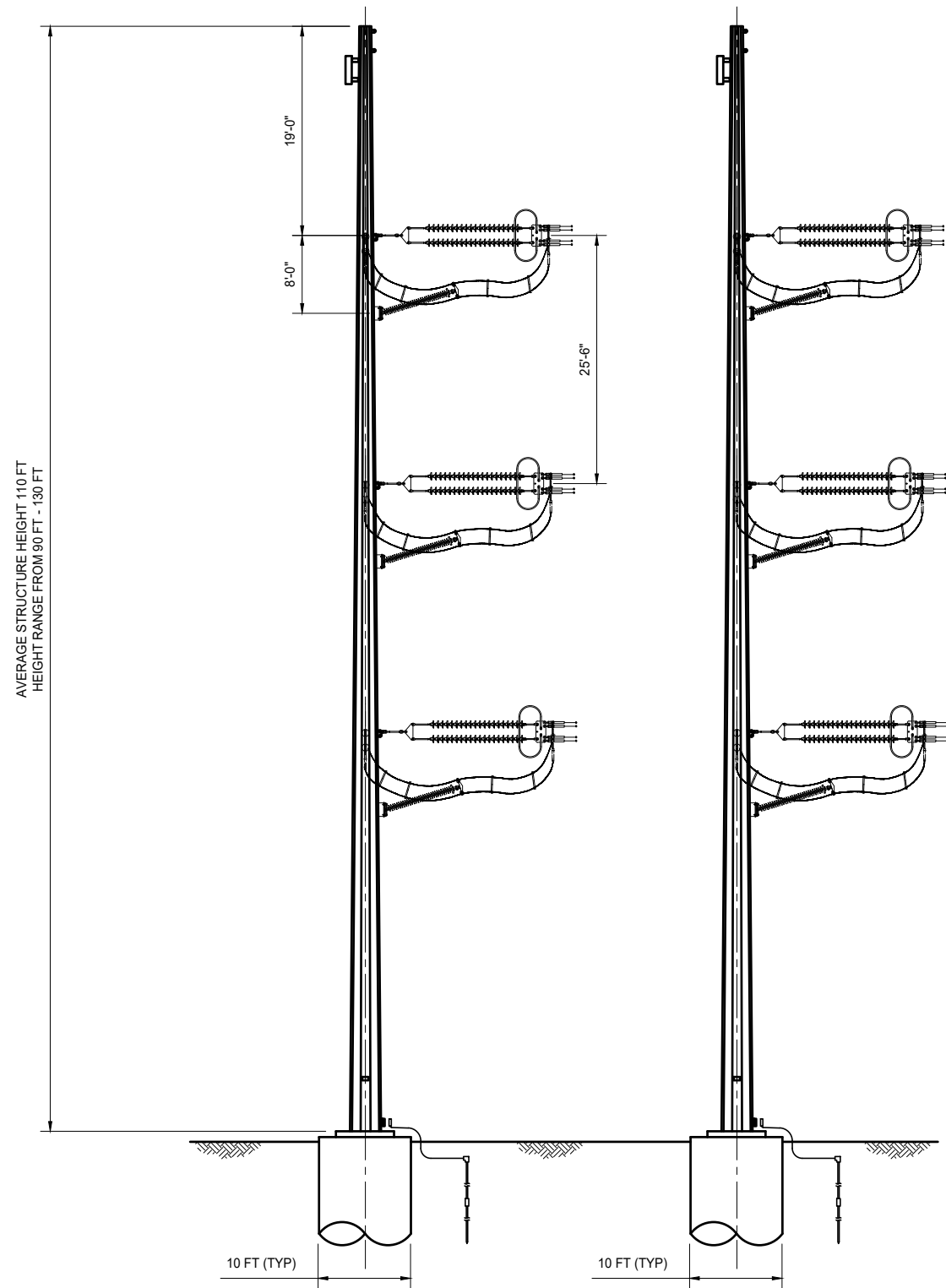
REV	REVISIONS	DATE	DRN	DSGN	CKD	APPD	REFERENCE DRAWINGS
A	ISSUED FOR PRELIMINARY	08/31/24	EC	ML	BB	JB	

DSGN	ML	08/31/24
DRN	EC	08/31/24
CKD	JB	08/31/24
SCALE: N.T.S.		
FOR 11x17 DWG ONLY		



BIG STONE SOUTH - ALEXANDRIA	
345kV TRANSMISSION LINE	
345 kV DOUBLE CIRCUIT STEEL MONO-POLE DEADEND STRUCTURE TYPE XXXX	

JOB NUMBER	REV
0242595	A
DRAWING NUMBER	
06	



LOOKING AHEAD
DEADEND STRUCTURE
2-POLE

NOTES
1. DIMENSIONS AND CONFIGURATIONS PROVIDED ARE PRELIMINARY AND ARE SUBJECT TO CHANGE

BSSA STRUCTURES.dwg

THIS DRAWING WAS PREPARED BY POWER ENGINEERS, INC. FOR A SPECIFIC PROJECT, TAKING INTO CONSIDERATION THE SPECIFIC AND UNIQUE REQUIREMENTS OF THE PROJECT. REUSE OF THIS DRAWING OR ANY INFORMATION CONTAINED IN THIS DRAWING FOR ANY PURPOSE IS PROHIBITED UNLESS WRITTEN PERMISSION FROM BOTH POWER AND POWER'S CLIENT IS GRANTED.



REV	ISSUED FOR PRELIMINARY	08/31/24	EC	ML	BB	JB	REFERENCE DRAWINGS

DSGN	ML	08/31/24
DRN	EC	08/31/24
CKD	JB	08/31/24
SCALE: N.T.S.		
FOR 11x17 DWG ONLY		



BIG STONE SOUTH - ALEXANDRIA
345kV
TRANSMISSION LINE
345 kV DOUBLE CIRCUIT STEEL
TWO-POLE DEADEND STRUCTURE
TYPE XXXX

JOB NUMBER	REV
0242595	A
DRAWING NUMBER	
07	